


ACTIVE SHOOTER PREPAREDNESS

Presented by: Melinda Vance, BSN, RN, CASC



DISCLOSURES

Name: Melinda Vance, BSN, RN , ACSC

Title: GA Regional Director of Clinical Services

Email: melinda.vance@surgicalinvestors.com

My comments are my personal opinions only, based on evidence-based practice guidelines and/or uniform applicable standards for the ASC industry. My comments, statements and opinions are my own and not representative of my current employers.




OBJECTIVES

- Learn safe practices in the event of an active shooter crisis.
- Resources available.
- Regulatory Compliance
- Training Resources





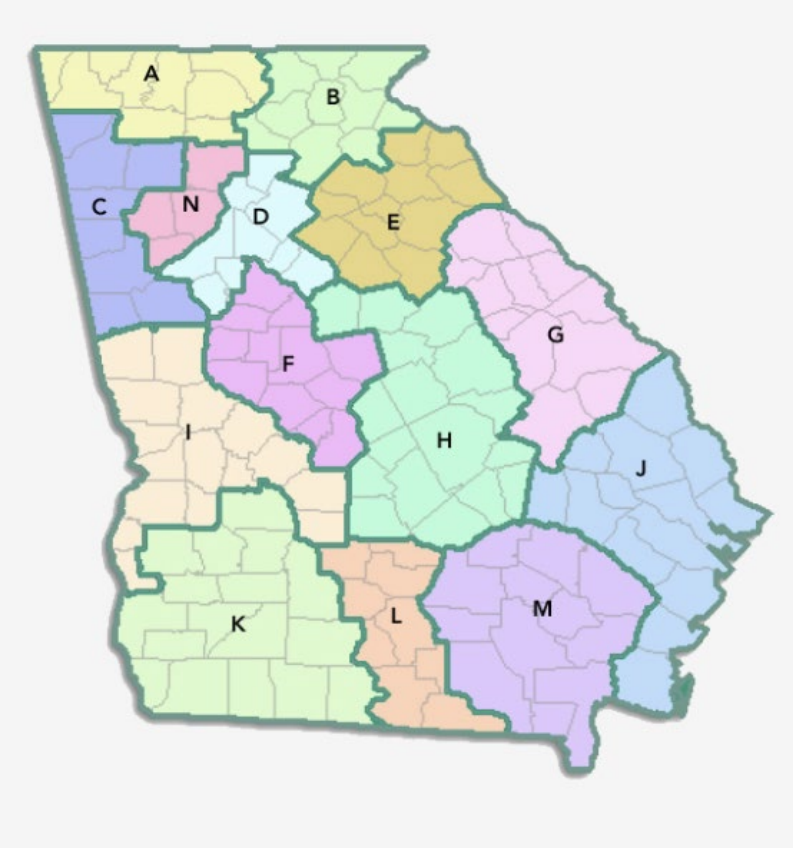



- Sign up for local emergency alerts & participate in Table-Top Exercises
- Be aware of environment and possible dangers.
- Active shooter training.
- See something, say something!

BE INFORMED

GA HEALTHCARE COALITION REGIONS

[HTTPS://WWW.GHC911.ORG/COALITIONS/](https://www.ghc911.org/coalitions/)






REGULATORY COMPLIANCE

This is achievable by meeting your facilities standards

- *CMS*
- *AAAHHC*
- *JACHO*




EMERGENCY ACTION PLANS

Policies

Emergency Preparedness Plan

Facility Drills




- Facility Drills
- Know 2 nearest exits to have an escape in mind.
- Identify places to hide.
- Understand plans for individuals with disabilities or functional needs.

MAKE A PLAN

DURING AN ACTIVE SHOOTER EVENT

- RUN
- HIDE
- FIGHT



RUN



HAVE AN ESCAPE ROUTE & PLAN IN MIND

- Leave your belongings behind
- Evacuate regardless of whether others agree to follow
- Warn & prevent individuals from entering an area where the active shooter may be



HIDE



GET OUT OF THE SHOOTER'S VIEW & STAY VERY QUIET

- Lock and block doors, close blinds & turn off lights
- Spread out, don't hide in groups
- Silence all electronic devices, including no vibrations!
- Stay in place until law enforcement gives you the all clear



FIGHT




ABSOLUTE LAST RESORT WHEN LIFE IS IN DANGER

- Be aggressive & commit to actions against the shooter.
- Recruit others to ambush the shooter
- Be prepared to cause severe or lethal injury to the shooter
- Throw items or near by objects to distract & disarm the shooter




**CALL 911 WHEN SAFE
TO DO SO**




LAW ENFORCEMENT ARRIVES

- Keep hands visible
- Their 1st task is to end the incident.
- Officers will shout commands and may push individuals to the ground for safety



FIRST AID



**TAKE CARE OF
YOURSELF FIRST,
THEN YOU MIGHT
BE ABLE TO HELP
OTHERS**

- If injured are in immediate danger, help them to safety.
- Provide first aid if possible.
- Lay unconscious wounded onto their sides & keep them warm.



RESOURCES

- GA Emergency Management & Homeland Security
<https://gema.georgia.gov/plan-prepare/storms-disasters/active-shooter>
- Emergency Action Plan: Active Shooter chrome-extension://efaidnbnmnnibpcajpcglclefindmkaj/https://www.cisa.gov/sites/default/files/publications/active-shooter-emergency-action-plan-template-112017-508.pdf
- CISA Active Shooter Preparedness Webinar Training
<https://www.cisa.gov/resources-tools/training/active-shooter-preparedness-webinar>



THANK YOU

