
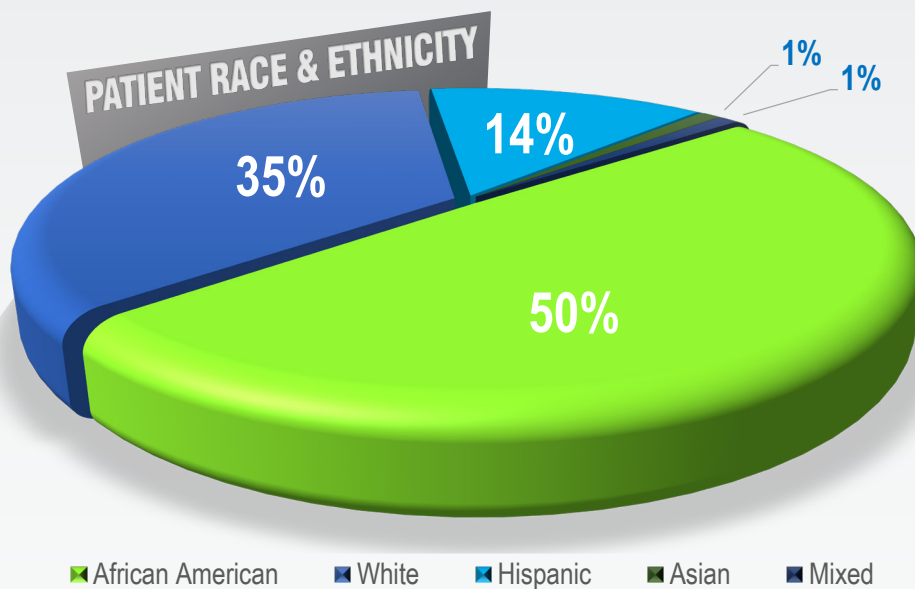


GEORGIA HEALTH CENTERS

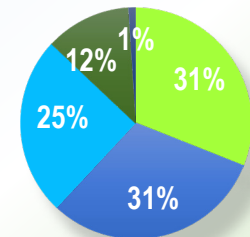


Federally Qualified Health Centers (FQHCs) in Georgia

- ◆ 34 FQHCs and 1 FQHC look-alike
- ◆ Serving over 650,000 patients
- ◆ Located in 129 counties with 230 clinic sites
- ◆ The mean annual rate of ER visits for uninsured patients is 25% less in counties with a FQHC compared to those without



Payer Type



- Uninsured
- Private
- Medicaid
- Medicare
- Other Public Insurance

Georgia FQHC Patient Income

- 70% - 100% or Below FPL
- 13% - 101 to 200%
- 9% - Over 200%

Did you know that health centers in Georgia are economic drivers?

Every \$1 in federal investments generates \$3.37 in economic activity across Georgia. In total, health centers in Georgia deliver \$955,615,360 in economic activity.

U.S. FQHCs

- 1,400 FQHCs operate 14,500 service locations in every state and territory
- FQHCs serve approximately 28 million patients including almost 8 million children
- 2.9 million patients are 65 years or older
- FQHCs serve 1.3 million homeless patients
- Most patients are uninsured or publicly insured
- 58% of patients are members of a racial and ethnic minority
- Most patients have low-incomes
- 42% are rural FQHCs



FOR MORE INFORMATION VISIT GEORGIAPCA.ORG

Source: data.HRSA.gov website